



Accommodates

- 2½" Fire Dept. Valve and Fire Extinguisher

Standard Construction & Features

- One piece 20 gauge cold-rolled steel door and frame, 18 gauge steel box
- Door is reinforced with rigid tubular metal
- Continuous steel piano hinge and pin
- White baked acrylic enamel finish*
- Door handle hardware

*Suitable as prime or finish coat

Optional Door & Frame Materials

- Add prefix **AL** to cabinet model no. for aluminum (clear anodized finish)
- Add prefix **SS** to cabinet model no. for 304 stainless steel (#4 brushed finish)
- Add suffix **-RED** to steel cabinet model no. for red baked acrylic enamel finish

Refer to page 5 for details

Ordering Procedure

- Select cabinet model number
- Select cabinet door style (refer to page 6)
- Select fire extinguisher (refer to page 43 to 45)
- Select fire dept. valve (refer to page 50)

Standard Construction

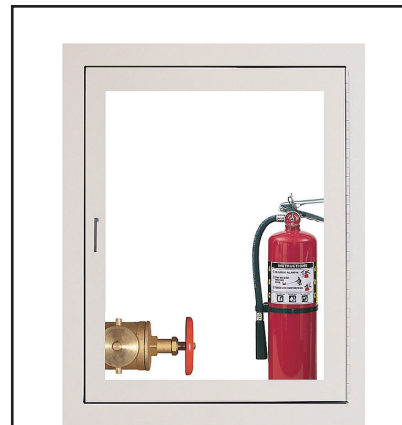
Model No.	Mounting Style	Trim A	Inside Box Dimensions				Frame O.D.*		Knockout Location				Wall Opening			ADA
			B	C	D	E	F	G	H	J	K	Width	Height	Depth		
2310	Trimless	--	20"	27"	8"	--	--	4"	4"	4"	4"	21"	28"	8½"	✓	
2320	Recessed	¾"	20"	27"	8"	23½"	30½"	4"	4"	4"	4"	21"	28"	8¼"	✓	
2330	Semi-Rec.	1¼"	20"	27"	8"	23½"	30½"	4"	4"	4"	4"	21"	28"	7¼"	✓	
2340	Semi-Rec.	2½"	20"	27"	8"	23½"	30½"	4"	4"	4"	4"	21"	28"	6"	✓	
2350	Surface	9"	23¼"	30¼"	8¼"	23½"	30½"	--	--	--	--	--	--	--	No	

*Deduct ¼" O.D. for aluminum door and frame

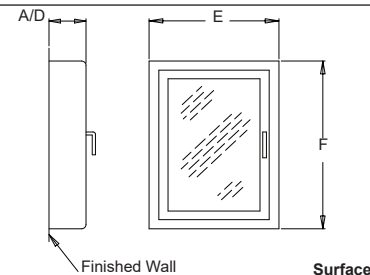
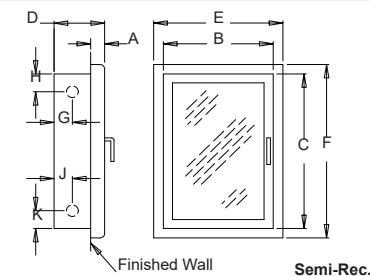
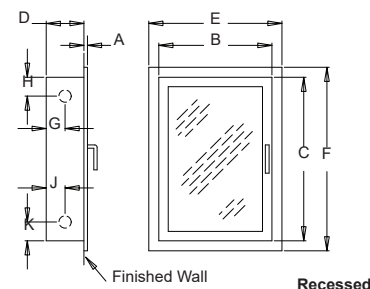
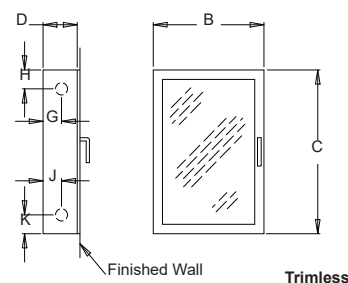
Fire-Rated

Model No.	Mounting Style	Trim A	Inside Box Dimensions				Frame O.D.*		Knockout Location				Wall Opening			ADA
			B	C	D	E	F	G	H	J	K	Width	Height	Depth		
FR2320	Recessed	¾"	20"	27"	8"	23½"	30½"	--	--	--	--	22½"	29½"	9½"	✓	
FR2330	Semi-Rec.	1¼"	20"	27"	8"	23½"	30½"	--	--	--	--	22½"	29½"	8½"	✓	
FR2340	Semi-Rec.	2½"	20"	27"	8"	23½"	30½"	--	--	--	--	22½"	29½"	7"	✓	

Note: Fire-Rated cabinets are fabricated in accordance with **WARNOCK HERSEY** certified designs and labelled for 1 and 2-hour combustible and non-combustible walls. Boxes are double-wall construction, lined with fire resistant material.



2300 Series



Trimless, recessed & semi-rec. cabinets furnished with combination knockouts (1½" & 2½") on both sides of box.