



**Ball-Type Hydrant Valve**


**Function**

- Used on 2½" fire hydrant outlets for rapid "on/off" control of flow

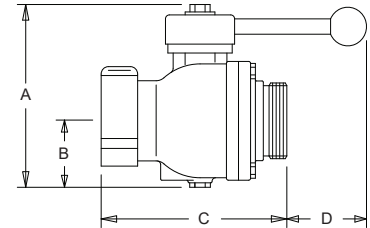
**Construction/Features**

- Cast aluminum construction with body finished in red enamel and hard-coated trim
- Full flow acetal ball with teflon seats
- Detent-lock stainless steel handle with ball end
- Female hose thread swivel inlet x male hose thread outlet

Model No.	Size	A	B	C	D
5610	2½" X 2½"	7¾"	2¾"	7¼"	3¾"



5610



**Hydrant Gate Valve**

**Function**

- Used on 2½" fire hydrant outlets for a slow and precise control of flow (throttling)

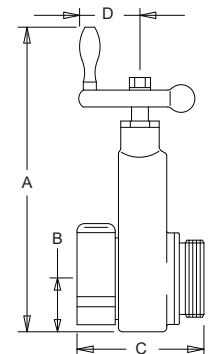
**Construction/Features**

- Cast aluminum construction with body finished in red enamel and hard-coated trim
- Metal to metal seat, brass and aluminum internals
- Stainless steel non-rising stem with "easy-turn" aluminum crank handle
- Female hose thread swivel inlet x male hose thread outlet

Model No.	Size	A	B	C	D
5620	2½" X 2½"	11⅞"	2⅞"	5"	2⅜"



5620



**Wyes, Siamese & Waterthief**

**Function**

- Used to change the number and/or size of working hose lines

**Construction/Features**


- Cast aluminum construction with body finished in red enamel and hard-coated trim
- Full flow acetal balls with teflon seats
- Detent-lock handles with ball ends on 5632-5650
- Hose thread inlets and outlets

Model No.	Type	Description
5630	Wye	2½" female swivel x (2) 1½" male
5632	Wye	2½" female swivel x (2) 2½" male
5634*	Wye	2½-6" female swivel x (3) 2½" male
5640*	Siamese	2½-6" female swivel x (3) 2½" female
5650	Waterthief	2½" female swivel x 2½" male plus (2) 1½" male

\*Note: Specify 2½", 4" or 6" female connection



5630-5634



5640



5650