



GUARDIAN
FIRE EQUIPMENT, INC.
MIAMI, FL

Ph. 800.327.6584 • Fax 800.827.3869

DETAIL AND SUBMITTAL SHEET

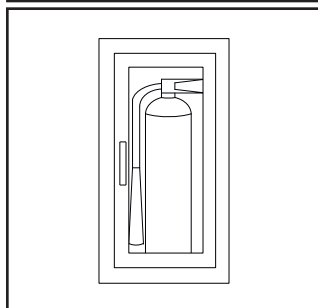
1800 Series - Extinguisher Cabinets

Project/Location: _____ Date: _____

Architect/Engineer: _____ Qty: _____

Contractor: _____

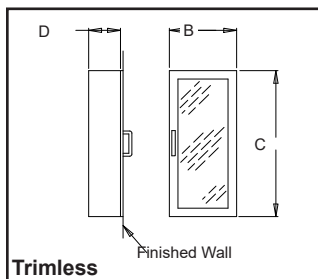
Appropriate Selection



Accommodates: Fire Extinguisher

Standard Construction & Features: One piece 20 gauge cold-rolled steel door and frame, 18 gauge steel box. Door is reinforced with rigid tubular metal. Continuous steel piano hinge and pin. White baked acrylic enamel finish (suitable as prime or finish coat). Door handle hardware.

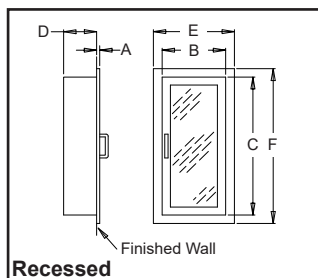
Model No.	Mounting Style	Trim A	Inside Box Dimensions			Frame O.D.*		Wall Opening			ADA	Accommodates Guardian Extinguishers
			B	C	D	E	F	W	H	D		
<input type="checkbox"/> 1810	Trimless	---	9 1/2"	24"	6"	---	---	10 1/2"	25"	6 1/2"	✓	Dry Chemical: 5, 6 & 10 lb.
<input type="checkbox"/> 1820	Recessed	3/8"	9 1/2"	24"	6"	13"	27 1/2"	10 1/2"	25"	6 1/4"	✓	
<input type="checkbox"/> 1830	Semi-Rec.	1 1/4"	9 1/2"	24"	6"	13"	27 1/2"	10 1/2"	25"	5"	✓	CO ₂ : 5 lb.
<input type="checkbox"/> 1840	Semi-Rec.	2 1/2"	9 1/2"	24"	6"	13"	27 1/2"	10 1/2"	25"	4"	✓	
<input type="checkbox"/> 1845	Semi-Rec.	4 1/2"	9 1/2"	24"	6"	13"	27 1/2"	10 1/2"	25"	2"	No	Halotron1: 5 lb.
<input type="checkbox"/> 1850	Surface	6 1/2"	13"	27 1/2"	6"	13"	27 1/2"	---	---	---	No	



Fire-Rated

Model No.	Mounting Style	Trim A	Inside Box Dimensions			Frame O.D.*		Wall Opening			ADA	Accommodates Guardian Extinguishers
			B	C	D	E	F	W	H	D		
<input type="checkbox"/> FR1820	Recessed	3/8"	9 1/2"	24"	6"	13"	27 1/2"	11 5/8"	26 1/8"	7 1/8"	✓	Dry Chemical: 5, 6 & 10 lb.
<input type="checkbox"/> FR1830	Semi-Rec.	1 1/2"	9 1/2"	24"	6"	13"	27 1/2"	11 5/8"	26 1/8"	5 1/8"	✓	
<input type="checkbox"/> FR1840	Semi-Rec.	2 1/2"	9 1/2"	24"	6"	13"	27 1/2"	11 5/8"	26 1/8"	4 7/8"	✓	CO ₂ : 5 lb.
<input type="checkbox"/> FR1845	Semi-Rec.	4 1/2"	9 1/2"	24"	6"	13"	27 1/2"	11 5/8"	26 1/8"	2 7/8"	No	

*Deduct 3/4" O.D. for aluminum door and frame



Door Styles



-A Full Glass



-F Solid Panel



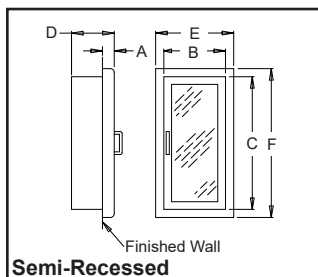
-D Duo Panel



-V Vertical Duo Panel

Option: -SL Safety cam lock

All door styles (except -F) furnished standard with clear acrylic inserts, alternate inserts available
Aluminum "-F" door supplied with aluminum panel insert



Optional Door & Frame Materials:

- AL Aluminum (clear anodized finish)
- SS 304 Stainless steel (#4 brushed finish)
- B Solid brass doors/frames
- BZ Bronze doors/frames

Add prefix to model no. to specify

- RED Red baked acrylic enamel finish (steel cabinets only)

Add suffix to model no. to specify

Optional Door Lettering:

Decals

- 2510 Fire Extinguisher, 1" w. x 20 3/4" h.
- 2512 Fire Extinguisher, 5 1/2" w. x 2 1/4" h.

Die-Cut Letters

- 2520 Select _____
- Horizontal Vertical
- Black Red White

Select Contents:

Model # _____ fire extinguisher

