



**GUARDIAN**

FIRE EQUIPMENT, INC.  
MIAMI, FL

Ph. 800.327.6584 • Fax 800.827.3869

**DETAIL AND SUBMITTAL SHEET**

**1000 Series - Hose Cabinets**

Project/Location: \_\_\_\_\_ Date: \_\_\_\_\_

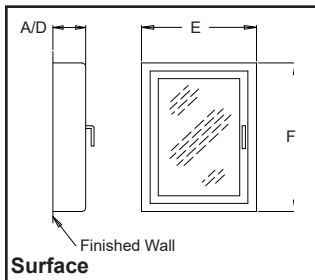
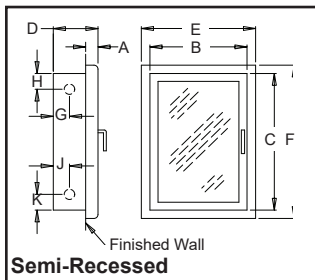
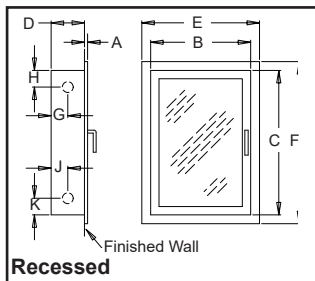
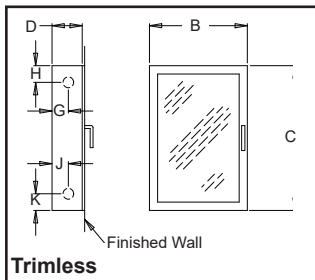
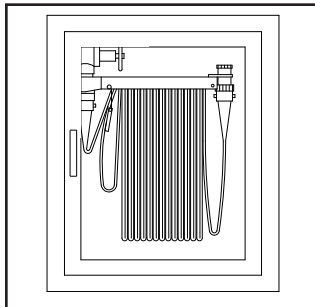
Architect/Engineer: \_\_\_\_\_ Qty: \_\_\_\_\_

Contractor: \_\_\_\_\_

*Appropriate Selection*

**Accommodates:** 1 1/2" Fire hose rack assembly

**Standard Construction & Features:** One piece 20 gauge cold-rolled steel door and frame, 18 gauge steel box. Door is reinforced with rigid tubular metal. Continuous steel piano hinge and pin. White baked acrylic enamel finish (suitable as prime or finish coat). Door handle hardware.




Model No.	Mounting Style	Trim A	Inside Box Dimensions				Frame O.D.*		Knockout Location				Wall Opening			ADA
			B	C	D	E	F	G	H	J	K	W	H	D		
<input type="checkbox"/> 1010	Trimless	---	24"	30"	8"	---	---	4"	4"	4"	4"	25"	31"	8 1/2"	✓	
<input type="checkbox"/> 1020	Recessed	3/8"	24"	30"	8"	27 1/2"	33 1/2"	4"	4"	4"	4"	25"	31"	8 1/4"	✓	
<input type="checkbox"/> 1030	Semi-Rec.	1 1/4"	24"	30"	8"	27 1/2"	33 1/2"	4"	4"	4"	4"	25"	31"	7 1/4"	✓	
<input type="checkbox"/> 1040	Semi-Rec.	2 1/2"	24"	30"	8"	27 1/2"	33 1/2"	4"	4"	4"	4"	25"	31"	6"	✓	
<input type="checkbox"/> 1050	Surface	9"	27 1/4"	33 1/4"	8 1/4"	27 1/2"	33 1/2"	---	---	---	---	---	---	---	No	

**Fire-Rated**

Model No.	Mounting Style	Trim A	Inside Box Dimensions				Frame O.D.*		Knockout Location				Wall Opening			ADA
			B	C	D	E	F	G	H	J	K	W	H	D		
<input type="checkbox"/> FR1020	Recessed	3/8"	24"	30"	8"	27 1/2"	33 1/2"	---	---	---	---	26 1/8"	32 1/8"	9 1/8"	✓	
<input type="checkbox"/> FR1030	Semi-Rec.	1 1/4"	24"	30"	8"	27 1/2"	33 1/2"	---	---	---	---	26 1/8"	32 1/8"	8 1/8"	✓	
<input type="checkbox"/> FR1040	Semi-Rec.	2 1/2"	24"	30"	8"	27 1/2"	33 1/2"	---	---	---	---	26 1/8"	32 1/8"	7"	✓	

\*Deduct 3/4" O.D. for aluminum door and frame

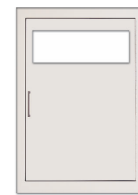
**Door Styles**



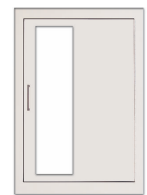
-A Full Glass



-F Solid Panel



-D Duo Panel



-V Vertical Duo Panel

Option:  -SL Safety cam lock

All door styles (except -F) furnished standard with clear acrylic inserts, alternate inserts available  
Aluminum "-F" door supplied with aluminum panel insert

**Optional Door & Frame Materials:**

- AL Aluminum (clear anodized finish)
- SS 304 Stainless steel (#4 brushed finish)
- B Solid brass doors/frames
- BZ Bronze doors/frames

Add prefix to model no. to specify

- RED Red baked acrylic enamel finish (steel cabinets only)

Add suffix to model no. to specify

**Select Contents:**

Model # \_\_\_\_\_ hose rack assembly

**Optional Door Lettering:**

**Decals**

- 2511 Fire Hose, 1 1/4" w. x 15" h.
- 2514 Fire Hose, 12" w. x 4" h.
- 2515 Fire Hose, 14" w. x 2 3/8" h.

**Die-Cut Letters**

- 2520 Select \_\_\_\_\_
  - Horizontal  Vertical
  - Black  Red  White