



**GUARDIAN**

FIRE EQUIPMENT, INC.  
MIAMI, FL

Ph. 800.327.6584 • Fax 800.827.3869

**DETAIL AND SUBMITTAL SHEET**

**1100 Series - Hose Cabinets**

Project/Location: \_\_\_\_\_

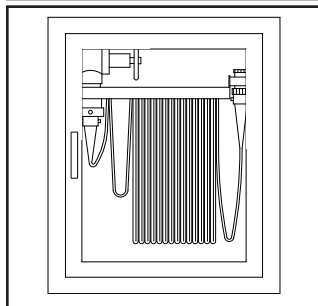
Date: \_\_\_\_\_

Architect/Engineer: \_\_\_\_\_

Qty: \_\_\_\_\_

Contractor: \_\_\_\_\_

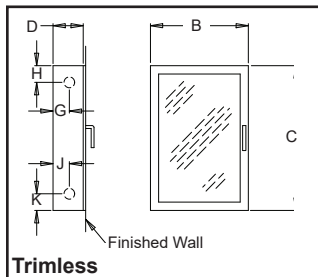
Appropriate Selection



**Accommodates:** 2 1/2" x 1 1/2" Fire hose rack assembly. Additional 5 or 10 lb. dry chemical fire extinguisher when required.

**Standard Construction & Features:** One piece 20 gauge cold-rolled steel door and frame, 18 gauge steel box. Door is reinforced with rigid tubular metal. Continuous steel piano hinge and pin. White baked acrylic enamel finish (suitable as prime or finish coat). Door handle hardware.

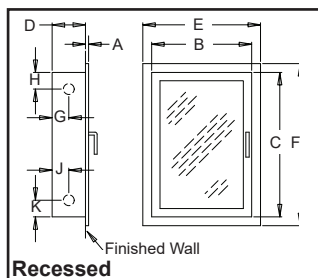
Model No.	Mounting Style	Trim A	Inside Box Dimensions			Frame O.D.*		Knockout Location				Wall Opening			ADA
			B	C	D	E	F	G	H	J	K	W	H	D	
<input type="checkbox"/> 1110	Trimless	---	24"	34"	8"	---	---	4"	4"	4"	4"	25"	35"	8 1/2"	✓
<input type="checkbox"/> 1120	Recessed	3/8"	24"	34"	8"	27 1/2"	37 1/2"	4"	4"	4"	4"	25"	35"	8 1/4"	✓
<input type="checkbox"/> 1130	Semi-Rec.	1 1/4"	24"	34"	8"	27 1/2"	37 1/2"	4"	4"	4"	4"	25"	35"	7 1/4"	✓
<input type="checkbox"/> 1140	Semi-Rec.	2 1/2"	24"	34"	8"	27 1/2"	37 1/2"	4"	4"	4"	4"	25"	35"	6"	✓
<input type="checkbox"/> 1150	Surface	9"	27 1/4"	37 1/2"	8 1/4"	27 1/2"	37 1/2"	---	---	---	---	---	---	---	No



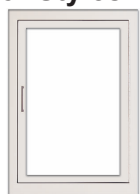
**Fire-Rated**

Model No.	Mounting Style	Trim A	Inside Box Dimensions			Frame O.D.*		Knockout Location				Wall Opening			ADA
			B	C	D	E	F	G	H	J	K	W	H	D	
<input type="checkbox"/> FR1120	Recessed	3/8"	24"	34"	8"	27 1/2"	37 1/2"	---	---	---	---	26 1/8"	36 1/8"	9 1/8"	✓
<input type="checkbox"/> FR1130	Semi-Rec.	1 1/4"	24"	34"	8"	27 1/2"	37 1/2"	---	---	---	---	26 1/8"	36 1/8"	8 1/8"	✓
<input type="checkbox"/> FR1140	Semi-Rec.	2 1/2"	24"	34"	8"	27 1/2"	37 1/2"	---	---	---	---	26 1/8"	36 1/8"	7"	✓

\*Deduct 3/4" O.D. for aluminum door and frame



**Door Styles**



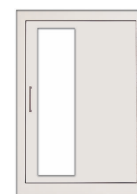
-A Full Glass



-F Solid Panel



-D Duo Panel



-V Vertical Duo Panel

**Option:**  -SL Safety cam lock

All door styles (except -F) furnished standard with clear acrylic inserts, alternate inserts available

Aluminum "-F" door supplied with aluminum panel insert

**Optional Door & Frame Materials:**

- AL Aluminum (clear anodized finish)
- SS 304 Stainless steel (#4 brushed finish)
- B Solid brass doors/frames
- BZ Bronze doors/frames

Add prefix to model no. to specify

- RED Red baked acrylic enamel finish (steel cabinets only)

Add suffix to model no. to specify

**Select Contents:**

- Model # \_\_\_\_\_ hose rack assembly
- Model # \_\_\_\_\_ fire extinguisher

**Optional Door Lettering:**

**Decals**

- 2510 Fire Extinguisher 1" w. x 20 3/4" h.
- 2511 Fire Hose, 1 1/4" w. x 15" h.
- 2512 Fire Extinguisher 5 1/2" w. x 2 1/4" h.
- 2514 Fire Hose, 12" w. x 4" h.
- 2515 Fire Hose, 14" w. x 2 3/8" h.

**Die-Cut Letters**

- 2520 Select \_\_\_\_\_
- Horizontal  Vertical
- Black  Red  White

