



# GUARDIAN

FIRE EQUIPMENT, INC.  
MIAMI, FL

Ph. 800.327.6584 • Fax 800.827.3869

## DETAIL AND SUBMITTAL SHEET

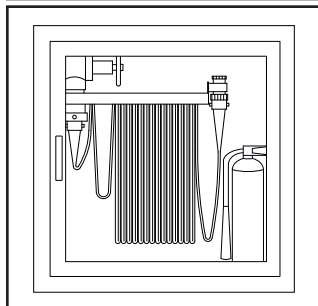
### 1300 Series - Hose/Extinguisher Cabinets

Project/Location: \_\_\_\_\_ Date: \_\_\_\_\_

Architect/Engineer: \_\_\_\_\_ Qty: \_\_\_\_\_

Contractor: \_\_\_\_\_

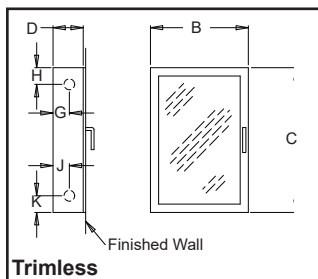
Appropriate Selection



**Accommodates:** 2 1/2" x 1 1/2" Fire hose rack assembly and fire extinguisher.

**Standard Construction & Features:** One piece 20 gauge cold-rolled steel door and frame, 18 gauge steel box. Door is reinforced with rigid tubular metal. Continuous steel piano hinge and pin. White baked acrylic enamel finish (suitable as prime or finish coat). Door handle hardware.

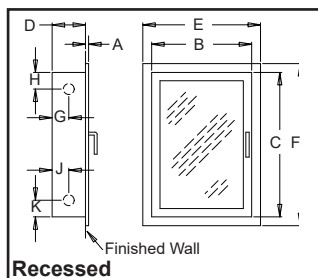
| Model No.                     | Mounting Style | Trim A | Inside Box Dimensions |         |        | Frame O.D.* |         | Knockout Location |     |     |     | Wall Opening |     |        | ADA |
|-------------------------------|----------------|--------|-----------------------|---------|--------|-------------|---------|-------------------|-----|-----|-----|--------------|-----|--------|-----|
|                               |                |        | B                     | C       | D      | E           | F       | G                 | H   | J   | K   | W            | H   | D      |     |
| <input type="checkbox"/> 1310 | Trimless       | ---    | 32"                   | 34"     | 8"     | ---         | ---     | 4"                | 4"  | 4"  | 4"  | 33"          | 35" | 8 1/2" | ✓   |
| <input type="checkbox"/> 1320 | Recessed       | 3/8"   | 32"                   | 34"     | 8"     | 35 1/2"     | 37 1/2" | 4"                | 4"  | 4"  | 4"  | 33"          | 35" | 8 1/4" | ✓   |
| <input type="checkbox"/> 1330 | Semi-Rec.      | 1 1/4" | 32"                   | 34"     | 8"     | 35 1/2"     | 37 1/2" | 4"                | 4"  | 4"  | 4"  | 33"          | 35" | 7 1/4" | ✓   |
| <input type="checkbox"/> 1340 | Semi-Rec.      | 2 1/2" | 32"                   | 34"     | 8"     | 35 1/2"     | 37 1/2" | 4"                | 4"  | 4"  | 4"  | 33"          | 35" | 6"     | ✓   |
| <input type="checkbox"/> 1350 | Surface        | 9"     | 35 1/2"               | 37 1/2" | 8 1/4" | 35 1/2"     | 37 1/2" | ---               | --- | --- | --- | ---          | --- | ---    | No  |



#### Fire-Rated

| Model No.                       | Mounting Style | Trim A | Inside Box Dimensions |     |    | Frame O.D.* |         | Knockout Location |     |     |     | Wall Opening |         |        | ADA |
|---------------------------------|----------------|--------|-----------------------|-----|----|-------------|---------|-------------------|-----|-----|-----|--------------|---------|--------|-----|
|                                 |                |        | B                     | C   | D  | E           | F       | G                 | H   | J   | K   | W            | H       | D      |     |
| <input type="checkbox"/> FR1320 | Recessed       | 3/8"   | 32"                   | 34" | 8" | 35 1/2"     | 37 1/2" | ---               | --- | --- | --- | 34 1/8"      | 36 1/8" | 9 1/8" | ✓   |
| <input type="checkbox"/> FR1330 | Semi-Rec.      | 1 1/4" | 32"                   | 34" | 8" | 35 1/2"     | 37 1/2" | ---               | --- | --- | --- | 34 1/8"      | 36 1/8" | 8 1/8" | ✓   |
| <input type="checkbox"/> FR1340 | Semi-Rec.      | 2 1/2" | 32"                   | 34" | 8" | 35 1/2"     | 37 1/2" | ---               | --- | --- | --- | 34 1/8"      | 36 1/8" | 7"     | ✓   |

\*Deduct 3/4" O.D. for aluminum door and frame



#### Door Styles



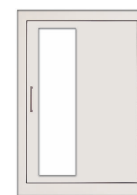
-A Full Glass



-F Solid Panel



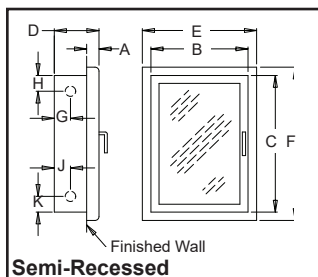
-D Duo Panel



-V Vertical Duo Panel

**Option:**  -SL Safety cam lock

All door styles (except -F) furnished standard with clear acrylic inserts, alternate inserts available  
Aluminum "-F" door supplied with aluminum panel insert



#### Optional Door & Frame Materials:

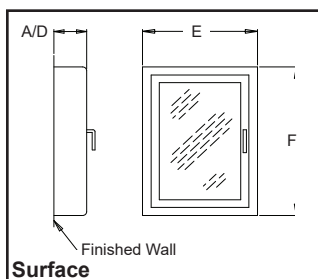
- AL Aluminum (clear anodized finish)
- SS 304 Stainless steel (#4 brushed finish)
- B Solid brass doors/frames
- BZ Bronze doors/frames
- Add prefix to model no. to specify
- RED Red baked acrylic enamel finish (steel cabinets only)
- Add suffix to model no. to specify

#### Optional Door Lettering:

- Decals**
- 2510 Fire Extinguisher 1" w. x 20 3/4" h.
  - 2511 Fire Hose, 1 1/4" w. x 15" h.
  - 2512 Fire Extinguisher 5 1/2" w. x 2 1/4" h.
  - 2514 Fire Hose, 12" w. x 4" h.
  - 2515 Fire Hose, 14" w. x 2 3/8" h.

#### Die-Cut Letters

- 2520 Select \_\_\_\_\_
- Horizontal  Vertical
- Black  Red  White



#### Select Contents:

- Model # \_\_\_\_\_ hose rack assembly
- Model # \_\_\_\_\_ fire extinguisher