



GUARDIAN

FIRE EQUIPMENT, INC.
MIAMI, FL

Ph. 800.327.6584 • Fax 800.827.3869

DETAIL AND SUBMITTAL SHEET

1500 Series - Hose/Extinguisher/Valve Cabinets

Project/Location: _____

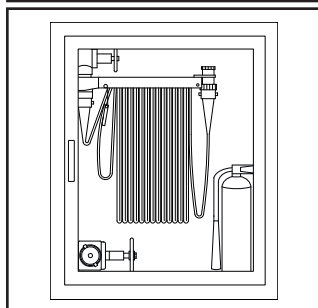
Date: _____

Architect/Engineer: _____

Qty: _____

Contractor: _____

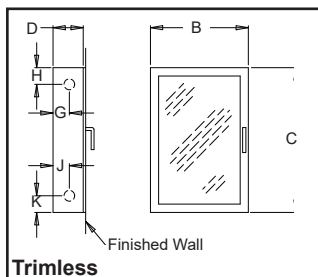
Appropriate Selection



Accommodates: 1 1/2" Fire Hose Rack Assembly, Fire Extinguisher and 2 1/2" Fire Dept. Valve

Standard Construction & Features: One piece 20 gauge cold-rolled steel door and frame, 18 gauge steel box. Door is reinforced with rigid tubular metal. Continuous steel piano hinge and pin. White baked acrylic enamel finish (suitable as prime or finish coat). Door handle hardware.

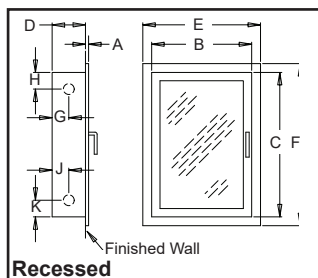
Model No.	Mounting Style	Trim A	Inside Box Dimensions				Frame O.D.*		Knockout Location				Wall Opening			ADA
			B	C	D	E	F	G	H	J	K	W	H	D		
<input type="checkbox"/> 1510	Trimless	---	32"	38"	8"	---	---	4"	4"	4"	4"	33"	39"	8 1/2"	✓	
<input type="checkbox"/> 1520	Recessed	3/8"	32"	38"	8"	35 1/2"	41 1/2"	4"	4"	4"	4"	33"	39"	8 1/4"	✓	
<input type="checkbox"/> 1530	Semi-Rec.	1 1/4"	32"	38"	8"	35 1/2"	41 1/2"	4"	4"	4"	4"	33"	39"	7 1/4"	✓	
<input type="checkbox"/> 1540	Semi-Rec.	2 1/2"	32"	38"	8"	35 1/2"	41 1/2"	4"	4"	4"	4"	33"	39"	6"	✓	
<input type="checkbox"/> 1550	Surface	9"	35 1/2"	41 1/2"	8 1/4"	35 1/2"	41 1/2"	---	---	---	---	---	---	---	No	



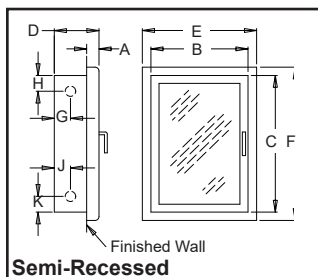
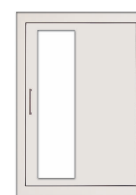
Fire-Rated

Model No.	Mounting Style	Trim A	Inside Box Dimensions				Frame O.D.*		Knockout Location				Wall Opening			ADA
			B	C	D	E	F	G	H	J	K	W	H	D		
<input type="checkbox"/> FR1520	Recessed	3/8"	32"	38"	8"	35 1/2"	41 1/2"	---	---	---	---	34 1/8"	40 1/8"	9 1/8"	✓	
<input type="checkbox"/> FR1530	Semi-Rec.	1 1/4"	32"	38"	8"	35 1/2"	41 1/2"	---	---	---	---	34 1/8"	40 1/8"	8 1/8"	✓	
<input type="checkbox"/> FR1540	Semi-Rec.	2 1/2"	32"	38"	8"	35 1/2"	41 1/2"	---	---	---	---	34 1/8"	40 1/8"	7"	✓	

*Deduct 3/4" O.D. for aluminum door and frame



Door Styles



Option: **-SL** Safety cam lock

All door styles (except -F) furnished standard with clear acrylic inserts, alternate inserts available
Aluminum "-F" door supplied with aluminum panel insert

Optional Door & Frame Materials:

- AL** Aluminum (clear anodized finish)
- SS** 304 Stainless steel (#4 brushed finish)
- B** Solid brass doors/frames
- BZ** Bronze doors/frames

Add prefix to model no. to specify

- RED** Red baked acrylic enamel finish (steel cabinets only)

Add suffix to model no. to specify

Optional Door Lettering:

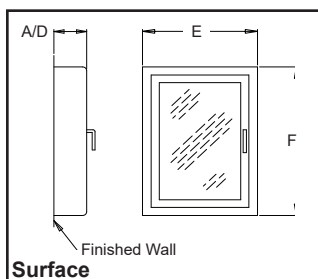
Decals

- 2510** Fire Extinguisher, 1" w. x 20 3/4" h.
- 2511** Fire Hose, 1 1/4" w. x 15" h.
- 2512** Fire Extinguisher, 5 1/2" w. x 2 1/4" h.
- 2513** Fire Dept. Valve 12" w. x 2 7/8" h.
- 2514** Fire Hose, 12" w. x 4" h.
- 2515** Fire Hose, 14" w. x 2 3/8" h.

Die-Cut Letters

2520 Select _____

- Horizontal Vertical
- Black Red White



Select Contents:

- Mod. # _____ hose rack assembly
- Mod. # _____ fire dept. valve
- Mod. # _____ fire extinguisher