



GUARDIAN

FIRE EQUIPMENT, INC.
MIAMI, FL

Ph. 800.327.6584 • Fax 800.827.3869

DETAIL AND SUBMITTAL SHEET

2000 Series - Valve Cabinets

Project/Location: _____

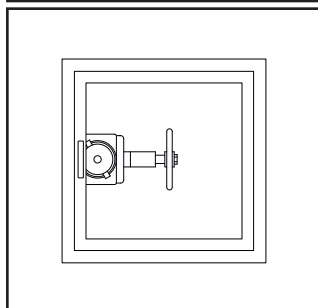
Date: _____

Architect/Engineer: _____

Qty: _____

Contractor: _____

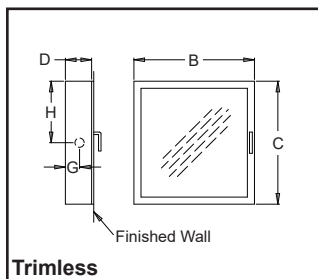
Appropriate Selection



Accommodates: 2 1/2" Fire Dept. Valve

Standard Construction & Features: One piece 20 gauge cold-rolled steel door and frame, 18 gauge steel box. Door is reinforced with rigid tubular metal. Continuous steel piano hinge and pin. White baked acrylic enamel finish (suitable as prime or finish coat). Door handle hardware.

Model No.	Mounting Style	Trim A	Inside Box Dimensions			Frame O.D.*		Knockout Location		Wall Opening			ADA
			B	C	D	E	F	G	H	W	H	D	
<input type="checkbox"/> 2010	Trimless	---	18"	18"	8"	---	---	4"	9"	19"	19"	8 1/2"	✓
<input type="checkbox"/> 2020	Recessed	3/8"	18"	18"	8"	21 1/2"	21 1/2"	4"	9"	19"	19"	8 1/4"	✓
<input type="checkbox"/> 2030	Semi-Rec.	1/4"	18"	18"	8"	21 1/2"	21 1/2"	4"	9"	19"	19"	7 1/4"	✓
<input type="checkbox"/> 2040	Semi-Rec.	2 1/2"	18"	18"	8"	21 1/2"	21 1/2"	4"	9"	19"	19"	6"	✓
<input type="checkbox"/> 2050	Surface	9"	21 1/2"	21 1/2"	8 1/2"	21 1/2"	21 1/2"	---	---	---	---	---	No

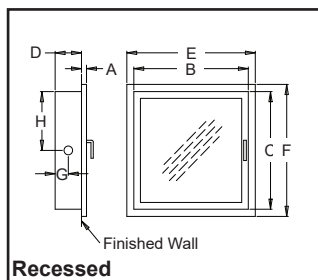


Trimless

Fire-Rated


Model No.	Mounting Style	Trim A	Inside Box Dimensions			Frame O.D.*		Knockout Location		Wall Opening			ADA
			B	C	D	E	F	G	H	W	H	D	
<input type="checkbox"/> FR2020	Recessed	3/8"	18"	18"	8"	21 1/2"	21 1/2"	---	---	20 1/8"	20 1/8"	9 1/8"	✓
<input type="checkbox"/> FR2030	Semi-Rec.	1/4"	18"	18"	8"	21 1/2"	21 1/2"	---	---	20 1/8"	20 1/8"	8 1/8"	✓
<input type="checkbox"/> FR2040	Semi-Rec.	2 1/2"	18"	18"	8"	21 1/2"	21 1/2"	---	---	20 1/8"	20 1/8"	7"	✓

*Deduct 3/4" O.D. for aluminum door and frame




Recessed

Door Styles




-A Full Glass



-F Solid Panel



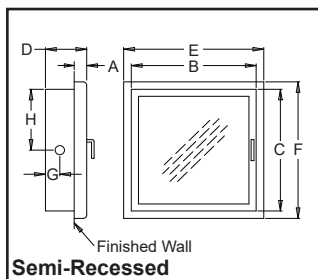
-D Duo Panel



-V Vertical Duo Panel

Option: **-SL** Safety cam lock (standard on -SSL)

All door styles (except -F) furnished standard with clear acrylic inserts, alternate inserts available
Aluminum "-F" door supplied with aluminum panel insert



Semi-Recessed

Optional Door & Frame Materials:

- AL** Aluminum (clear anodized finish)
- SS** 304 Stainless steel (#4 brushed finish)
- B** Solid brass doors/frames
- BZ** Bronze doors/frames

Add prefix to model no. to specify

- RED** Red baked acrylic enamel finish (steel cabinets only)

Add suffix to model no. to specify

Optional Door Lettering:

Decals

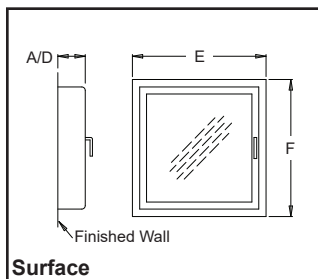
- 2513** Fire Dept. Valve, 12" w. x 2 7/8" h.

Die-Cut Letters

- 2520** Select _____

Horizontal Vertical

Black Red White



Surface

Select Contents:

Model # _____ fire dept. valve