



**GUARDIAN**

FIRE EQUIPMENT, INC.  
MIAMI, FL

Ph. 800.327.6584 • Fax 800.827.3869

**DETAIL AND SUBMITTAL SHEET**

**2100 Series - Valve Cabinets**

Project/Location: \_\_\_\_\_

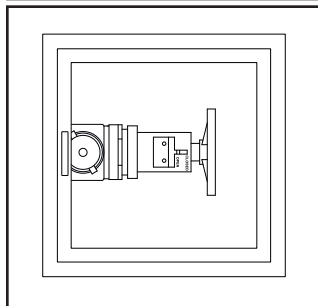
Date: \_\_\_\_\_

Architect/Engineer: \_\_\_\_\_

Qty: \_\_\_\_\_

Contractor: \_\_\_\_\_

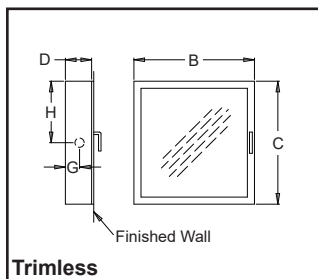
*Appropriate Selection*



**Accommodates:** 2 1/2" Pressure Regulating Valve

**Standard Construction & Features:** One piece 20 gauge cold-rolled steel door and frame, 18 gauge steel box. Door is reinforced with rigid tubular metal. Continuous steel piano hinge and pin. White baked acrylic enamel finish (suitable as prime or finish coat). Door handle hardware.

Model No.	Mounting Style	Trim A	Inside Box Dimensions			Frame O.D.*		Knockout Location		Wall Opening			ADA
			B	C	D	E	F	G	H	W	H	D	
<input type="checkbox"/> 2110	Trimless	---	26"	26"	10"	---	---	5"	13"	27"	27"	10 1/2"	✓
<input type="checkbox"/> 2120	Recessed	3/8"	26"	26"	10"	29 1/2"	29 1/2"	5"	13"	27"	27"	10 1/4"	✓
<input type="checkbox"/> 2130	Semi-Rec.	1 1/4"	26"	26"	10"	29 1/2"	29 1/2"	5"	13"	27"	27"	9 1/4"	✓
<input type="checkbox"/> 2140	Semi-Rec.	2 1/2"	26"	26"	10"	29 1/2"	29 1/2"	5"	13"	27"	27"	8"	✓
<input type="checkbox"/> 2150	Surface	9"	29 1/2"	29 1/2"	10 1/4"	29 1/2"	29 1/2"	---	---	---	---	---	No

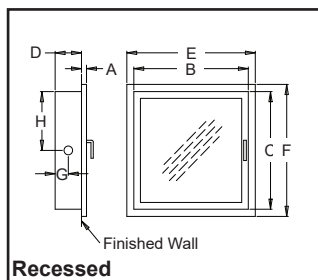


Trimless

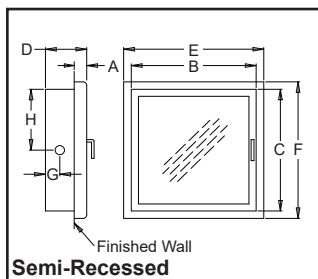
**Fire-Rated**

Model No.	Mounting Style	Trim A	Inside Box Dimensions			Frame O.D.*		Knockout Location		Wall Opening			ADA
			B	C	D	E	F	G	H	W	H	D	
<input type="checkbox"/> FR2120	Recessed	3/8"	26"	26"	10"	29 1/2"	29 1/2"	---	---	28 1/8"	28 1/8"	11 1/8"	✓
<input type="checkbox"/> FR2130	Semi-Rec.	1 1/4"	26"	26"	10"	29 1/2"	29 1/2"	---	---	28 1/8"	28 1/8"	10 1/8"	✓
<input type="checkbox"/> FR2140	Semi-Rec.	2 1/2"	26"	26"	10"	29 1/2"	29 1/2"	---	---	28 1/8"	28 1/8"	9"	✓

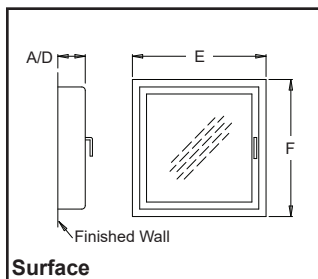
\*Deduct 3/4" O.D. for aluminum door and frame



Recessed




Semi-Recessed



Surface

**Door Styles**




-A Full Glass



-F Solid Panel



-D Duo Panel



-V Vertical Duo Panel

**Option:**  -SL Safety cam lock

All door styles (except -F) furnished standard with clear acrylic inserts, alternate inserts available  
Aluminum "-F" door supplied with aluminum panel insert

**Optional Door & Frame Materials:**

- AL Aluminum (clear anodized finish)
- SS 304 Stainless steel (#4 brushed finish)
- B Solid brass doors/frames
- BZ Bronze doors/frames

Add prefix to model no. to specify

-RED Red baked acrylic enamel finish (steel cabinets only)

Add suffix to model no. to specify

**Select Contents:**

Model # \_\_\_\_\_ fire dept. valve

**Optional Door Lettering:**

**Decals**

2513 Fire Dept. Valve, 12" w. x 2 7/8" h.

**Die-Cut Letters**

- 2520 Select \_\_\_\_\_
- Horizontal  Vertical
- Black  Red  White