



**GUARDIAN**

FIRE EQUIPMENT, INC.  
MIAMI, FL

Ph. 800.327.6584 • Fax 800.827.3869

**DETAIL AND SUBMITTAL SHEET**

**2200 Series - Valve/Extinguisher Cabinets**

Project/Location: \_\_\_\_\_

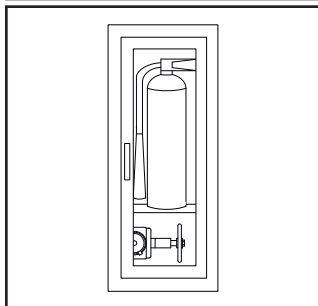
Date: \_\_\_\_\_

Architect/Engineer: \_\_\_\_\_

Qty: \_\_\_\_\_

Contractor: \_\_\_\_\_

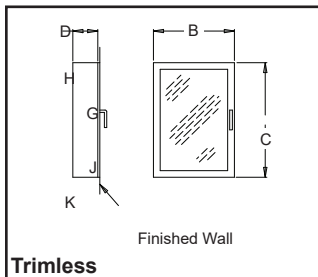
*Appropriate Selection*



**Accommodates:** 2 1/2" Fire Dept. Valve and Fire Extinguisher

**Standard Construction & Features:** One piece 20 gauge cold-rolled steel door and frame, 18 gauge steel box. Door is reinforced with rigid tubular metal. Continuous steel piano hinge and pin. White baked acrylic enamel finish (suitable as prime or finish coat). Extinguisher shelf\* above valve. Door handle hardware.

Model No.	Mounting Style	Trim A	Inside Box Dimensions				Frame O.D.*		Knockout Location				Wall Opening			ADA
			B	C	D	E	F	G	H	J	K	W	H	D		
<input type="checkbox"/> 2210	Trimless	---	16"	40"	8"	---	---	4"	6"	4"	6"	17"	41"	8 1/2"	✓	
<input type="checkbox"/> 2220	Recessed	3/8"	16"	40"	8"	19 1/2"	43 1/2"	4"	6"	4"	6"	17"	41"	8 1/4"	✓	
<input type="checkbox"/> 2230	Semi-Rec.	1 1/4"	16"	40"	8"	19 1/2"	43 1/2"	4"	6"	4"	6"	17"	41"	7 1/4"	✓	
<input type="checkbox"/> 2240	Semi-Rec.	2 1/2"	16"	40"	8"	19 1/2"	43 1/2"	4"	6"	4"	6"	17"	41"	6"	✓	
<input type="checkbox"/> 2250	Surface	9"	19 1/2"	43 1/2"	8 1/2"	19 1/2"	43 1/2"	---	---	---	---	---	---	---	No	

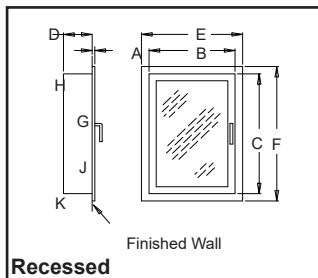


**Trimless**

**Fire-Rated**

Model No.	Mounting Style	Trim A	Inside Box Dimensions				Frame O.D.*		Knockout Location				Wall Opening			ADA
			B	C	D	E	F	G	H	J	K	W	H	D		
<input type="checkbox"/> FR2220	Recessed	3/8"	16"	40"	8"	19 1/2"	43 1/2"	---	---	---	---	18 1/8"	42 1/8"	9 1/8"	✓	
<input type="checkbox"/> FR2230	Semi-Rec.	1 1/4"	16"	40"	8"	19 1/2"	43 1/2"	---	---	---	---	18 1/8"	42 1/8"	8 1/8"	✓	
<input type="checkbox"/> FR2240	Semi-Rec.	2 1/2"	16"	40"	8"	19 1/2"	43 1/2"	---	---	---	---	18 1/8"	42 1/8"	7"	✓	

\*Deduct 3/4" O.D. for aluminum door and frame



**Recessed**

**Door Styles**



-A Full Glass



-F Solid Panel



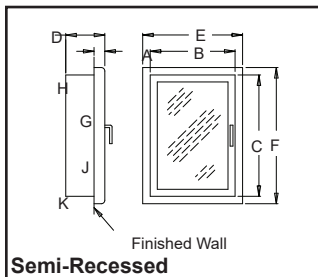
-D Duo Panel



-V Vertical Duo Panel

**Option:**  -SL Safety cam lock

All door styles (except -F) furnished standard with clear acrylic inserts, alternate inserts available  
Aluminum "-F" door supplied with aluminum panel insert



**Semi-Recessed**

**Optional Door & Frame Materials:**

**Optional Door Lettering:**

- AL Aluminum (clear anodized finish)
- SS 304 Stainless steel (#4 brushed finish)
- B Solid brass doors/frames
- BZ Bronze doors/frames

- Decals**
- 2510 Fire Extinguisher, 1" w. x 20 3/4" h.
- 2512 Fire Extinguisher, 5 1/2" w. x 2 1/4" h.
- 2513 Fire Dept. Valve 12" w. x 2 7/8" h.

- RED Red baked acrylic enamel finish (steel cabinets only)

- Die-Cut Letters**
- 2520 Select \_\_\_\_\_
- Horizontal  Vertical
- Black  Red  White

Add prefix to model no. to specify

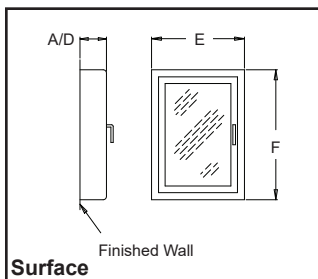
Add suffix to model no. to specify

**Select Contents:**

**\*Shelf Option:**

- Model # \_\_\_\_\_ fire dept. valve
- Model # \_\_\_\_\_ fire extinguisher

- NS No shelf required



**Surface**