



GUARDIAN

FIRE EQUIPMENT, INC.
MIAMI, FL

Ph. 800.327.6584 • Fax 800.827.3869

DETAIL AND SUBMITTAL SHEET

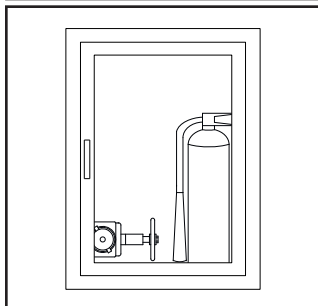
2300 Series - Valve/Extinguisher Cabinets

Project/Location: _____ Date: _____

Architect/Engineer: _____ Qty: _____

Contractor: _____

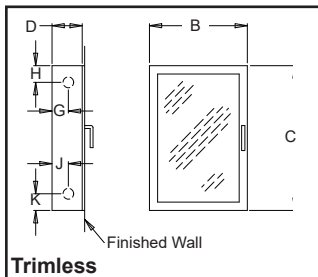
Appropriate Selection



Accommodates: 2 1/2" Fire Dept. Valve and Fire Extinguisher

Standard Construction & Features: One piece 20 gauge cold-rolled steel door and frame, 18 gauge steel box. Door is reinforced with rigid tubular metal. Continuous steel piano hinge and pin. White baked acrylic enamel finish (suitable as prime or finish coat). Door handle hardware.

Model No.	Mounting Style	Trim A	Inside Box Dimensions				Frame O.D.*		Knockout Location				Wall Opening			ADA
			B	C	D	E	F	G	H	J	K	W	H	D		
<input type="checkbox"/> 2310	Trimless	---	20"	27"	8"	---	---	4"	4"	4"	4"	21"	28"	8 1/2"	✓	
<input type="checkbox"/> 2320	Recessed	3/8"	20"	27"	8"	23 1/2"	30 1/2"	4"	4"	4"	4"	21"	28"	8 1/4"	✓	
<input type="checkbox"/> 2330	Semi-Rec.	1 1/4"	20"	27"	8"	23 1/2"	30 1/2"	4"	4"	4"	4"	21"	28"	7 1/4"	✓	
<input type="checkbox"/> 2340	Semi-Rec.	2 1/2"	20"	27"	8"	23 1/2"	30 1/2"	4"	4"	4"	4"	21"	28"	6"	✓	
<input type="checkbox"/> 2350	Surface	9"	23 1/4"	30 1/4"	8 1/4"	23 1/2"	30 1/2"	---	---	---	---	---	---	---	No	

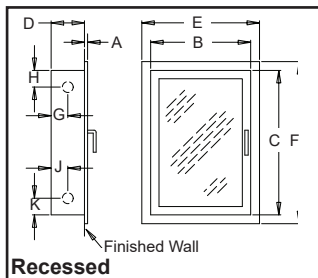


Trimless

Fire-Rated

Model No.	Mounting Style	Trim A	Inside Box Dimensions				Frame O.D.*		Knockout Location				Wall Opening			ADA
			B	C	D	E	F	G	H	J	K	W	H	D		
<input type="checkbox"/> FR2320	Recessed	3/8"	20"	27"	8"	23 1/2"	30 1/2"	---	---	---	---	22 1/8"	29 1/8"	9 1/8"	✓	
<input type="checkbox"/> FR2330	Semi-Rec.	1 1/4"	20"	27"	8"	23 1/2"	30 1/2"	---	---	---	---	22 1/8"	29 1/8"	8 1/8"	✓	
<input type="checkbox"/> FR2340	Semi-Rec.	2 1/2"	20"	27"	8"	23 1/2"	30 1/2"	---	---	---	---	22 1/8"	29 1/8"	7"	✓	

*Deduct 3/4" O.D. for aluminum door and frame



Recessed

Door Styles



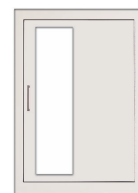
-A Full Glass



-F Solid Panel



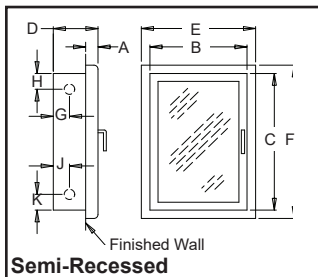
-D Duo Panel



-V Vertical Duo Panel

Option: -SL Safety cam lock

All door styles (except -F) furnished standard with clear acrylic inserts, alternate inserts available
Aluminum "-F" door supplied with aluminum panel insert



Semi-Recessed

Optional Door & Frame Materials:

- AL Aluminum (clear anodized finish)
- SS 304 Stainless steel (#4 brushed finish)
- B Solid brass doors/frames
- BZ Bronze doors/frames

Add prefix to model no. to specify

- RED Red baked acrylic enamel finish (steel cabinets only)

Add suffix to model no. to specify

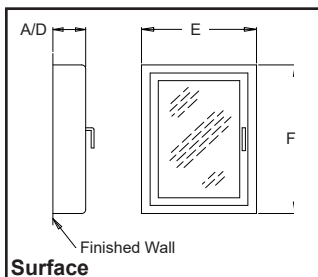
Optional Door Lettering:

Decals

- 2510 Fire Extinguisher, 1" w. x 20 3/4" h.
- 2512 Fire Extinguisher, 5 1/2" w. x 2 1/4" h.
- 2513 Fire Dept. Valve 12" w. x 2 7/8" h.

Die-Cut Letters

- 2520 Select _____
- Horizontal Vertical
- Black Red White



Surface

Select Contents:

- Model # _____ fire dept. valve
- Model # _____ fire extinguisher