



GUARDIAN

FIRE EQUIPMENT, INC.
MIAMI, FL

Ph. 800.327.6584 • Fax 800.827.3869

DETAIL AND SUBMITTAL SHEET

9200 Series - Test and Drain Equipment

Project/Location: _____

Date: _____

Architect/Engineer: _____

Qty: _____

Contractor: _____

® Appropriate Selection

Used to test water flow through sprinkler systems.

® **Model 9205** - Cast iron, with acrylic see-through windows

Size: ® 1" NPT ® 1¼" NPT ® 1½" NPT ® 2" NPT



9205

® **Model 9210 - Test and Drain Assembly** - Two position ball valve (½" restricted orifice for test and full open for drain) with sight glass


Size: ® 1" NPT ® 1¼" NPT ® 1½" NPT ® 2" NPT



9210

® **Model 9215 - Test and Drain Assembly with Shut-off** - Two position ball valve (½" restricted orifice for test and full open for drain) with sight glass and ball shut-off valve


Size: ® 1" NPT ® 1¼" NPT ® 1½" NPT ® 2" NPT



9215

® **Model 9220 - Test and Drain Assembly with Shut-off** - Two position ball valve (½" restricted orifice for test and full open for drain) with sight glass and globe shut-off valve

Size: ® 1" NPT ® 1¼" NPT ® 1½" NPT ® 2" NPT



9220

® **Model 9225 - Pressure Relief Assembly with Shut-Off** - Field adjustable pressure relief (50-200 PSI), with globe shut-off valve


Size: ® 1" NPT ® 1¼" NPT ® 1½" NPT ® 2" NPT



9225

® **Model 9230 - Test and Drain Assembly with Pressure Relief and Shut-off** - Two-position ball valve (½" restricted orifice for test and full open for drain), sight glass and field-adjustable pressure relief (50-200 PSI) with globe shut-off valve

Size: ® 1" NPT ® 1¼" NPT ® 1½" NPT ® 2" NPT



9230