



GUARDIAN

FIRE EQUIPMENT, INC.
MIAMI, FL

Ph. 800.327.6584 • Fax 800.827.3869

DETAIL AND SUBMITTAL SHEET

9200 Series - Test and Drain Equipment

Project/Location: _____

Date: _____

Architect/Engineer: _____

Qty: _____

Contractor: _____

Appropriate Selection

Model 9250 - Test and Drain Valve

Used to test water flow through sprinkler systems. Forged brass body with three-position ball valve (OFF-TEST-DRAIN). Integral sight glass with acrylic see-through windows. 1/2" restricted orifice for system test position. Patented design.

Size: 1" NPT 1 1/4" NPT 2" NPT




9250

Model 9250G - Test and Drain Valve

Used to test water flow through sprinkler systems. Forged brass body with three-position ball valve (OFF-TEST-DRAIN). Integral sight glass with acrylic see-through windows. 1/2" restricted orifice for system test position. Patented design.

Size: 1 1/4" Groove 2" Groove




9250G

Model 9255 - Test and Drain Valve with Pressure Relief Assembly

Used to test water flow through sprinkler systems. Forged brass body with three-position ball valve (OFF-TEST-DRAIN). Integral sight glass with acrylic see-through windows. 1/2" restricted orifice for system test position. Additional field-adjustable pressure relief feature (50-200 PSI). Patented design.

Size: 1" NPT 1 1/4" NPT 2" NPT



9255

Model 9260 - Line Tester

Used for sprinkler branch line testing and flushing. Forged brass body with shut-off valve and connection for 1/2" sprinkler head. 1" F. NPT inlet x 1" NPSH drain outlet with cap.

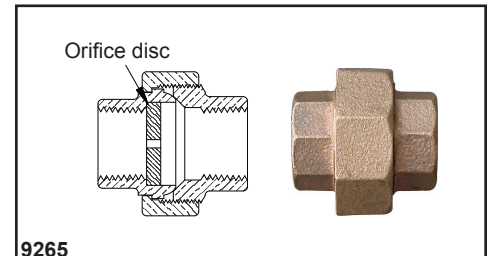


9260 (Sprinkler not included)

Model 9265 - Restricting Orifice Union

Used in sensing lines for fire pumps and jockey pumps - two per line in clean water applications (per NFPA 20). Cast brass with ground face diaphragm.

1/2" F. NPT inlet/outlet with 3/32" orifice.



9265